J&Y SAFETY®
The most professional manufacturer of Head protection Products!

Aim to be the global leader in head protection solutions!

INSTRUCTION FOR USE

J&Y SAFETY

HEARING PROTECTION PRODUCTS

J&Y SAFETY®
The most professional manufacturer of Head protection Products!

TEL:86-20-36853918 FAX:86-20-36853898
MOBILE:86-13544565835
E-MAIL: JYSAFETY@CN-SAFETY.COM



Main Plant Guangdong J&Y Industrial Co., Ltd.

COMPANY PROFILE

(General Plant) of the production base.Guangzhou J&Y Safety product manufacturing Co., Ltd. (Main plant) established in 2008.The two factories are only 20 minutes away from Guangzhou New Baiyun Airport, adjacent to Huadu port, with superior geographical location. Our company is an integrated enterprise of R & D, production and sales of head protective equipment, covering an area of 30000 Sq meter in the total plant, 20000 Sq meter in the branch plant, 10 million in the total registered capital, 8.99 million in the branch plant, more than 400 production line employees and management personnel, 60 management personnel and 20 engineering R & D personnel. We has successively obtained more than 118 patents and "high tech enterprise certificate". The main products are Pu earplug, silicone earplugs, earmuffs, safety goggles, electronic earmuffs, communication earmuffs, protective masks, medical masks, medical goggles, safety helmets, etc. The products are mainly used for personal protection, including factories, mines, military, aviation, tourism, sports, medical and daily use.

The company adheres to the business philosophy of "being the most professional head protection manufacturer in China", pays attention to talents, strict management and product passing; ISO90001 / 13485, European CE certification, American ANSI certification and Australian as / NZS certification.

The company has independent import and export rights, 80% of the products are sold to the United States, Europe, Australia, Japan, Hong Kong and Taiwan, etc., the company is recognized by new and old customers with high-quality product performance, affordable price and good after-sales service.

The company has been committed to; the pursuit of excellent quality, sincere service to customers! Has been committed to the head of security products in the field of excellence! Has been committed to creating value for customers!

2008	750+	OEM & ODM	30.000M²	56.000M²
FOUNDED	EMPLOYEE	SERVICE	FACTORY AREA	WORKSHOP AREA

J&Y GROUP









Branch Plant J&Y SAFETY (M) SDN.BHD.

COMPANY PROFILE

J&Y SAFETY (M) SDN.BHD. is located in Shah Alam,Selangor, KL, covering an area of 2,000 squaremeters and a construction area of more than 4,000 squaremeters. There are more than 30 production front-line employees and management personnel, and a total of 10 engineering R&D personnel teams.

Main products: PU earplugs, silicone earplugs, protective earmuffs, electronic earmuffs, communication earmuffs, and safety helmets, etc.

2024	40+	OEM & ODM	2.000M²	4.000M²
FOUNDED	EMPLOYEE	SERVICE	COVERING AN AREA	CONSTRUCTION AREA

Hearing Protection by J&Y

All earplugs we produced are with premium quality, raw material original from Germany.
They are tested by the authoritative Laboratory of NVLAP certification in US.













Instruction for Disposable Earplugs

1. Ensure hands and ear plugs are clean prior to fitting.
2. Roll ear plug with tips of fingers to compress the foam into a thin crease-free cylinder.
3. Insert the compressed earplug well into the ear canal. Pulling the ear outwards and upwards will make fitting easier.
4. Ensure earplugs are suitably fitted as per diagram.

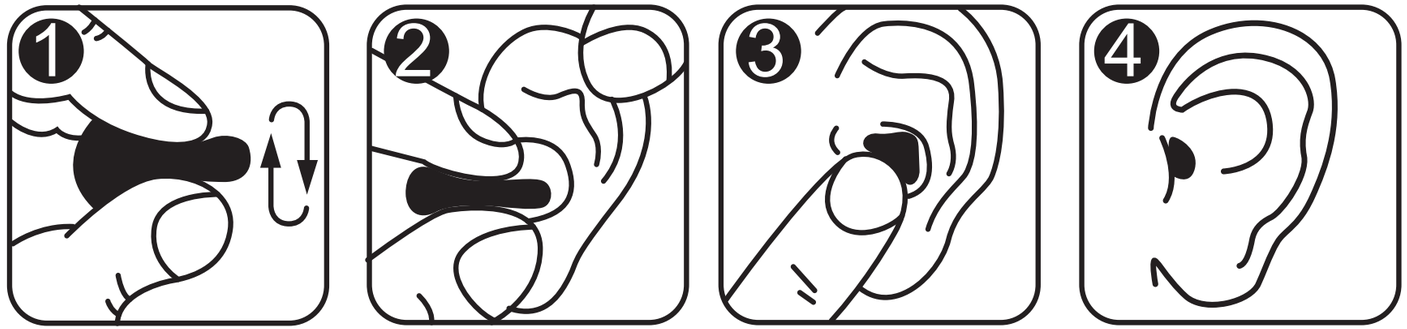

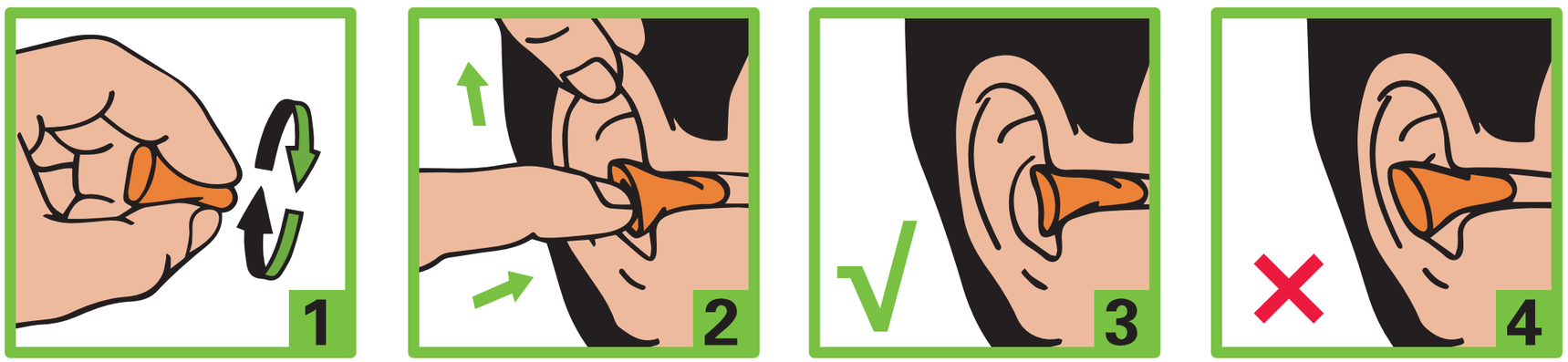

J&Y SAFETY 03

Instruction for Reusable Earplugs

1. While holding the stem,reach a hand over your head and gently pull top of your ear up and back.
2. Insert the earplug so all flanges are well inside your ear canal.
3. If properly fitted,the tip of the earplug stem may be visible to someone looking at you from the front.

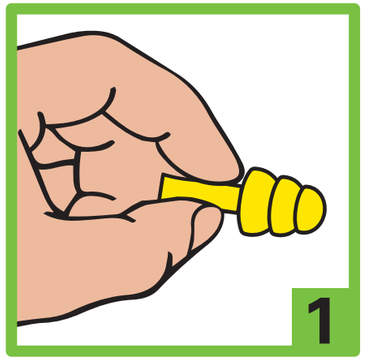

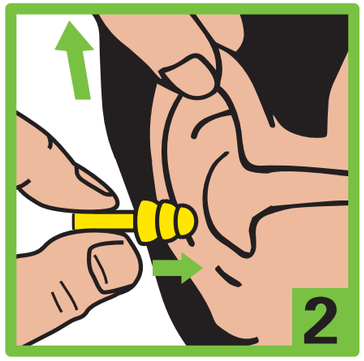

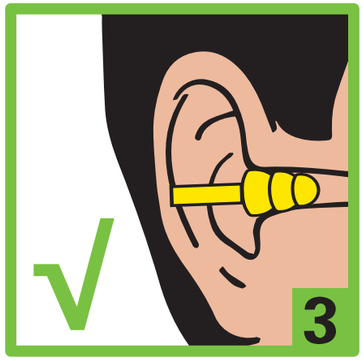



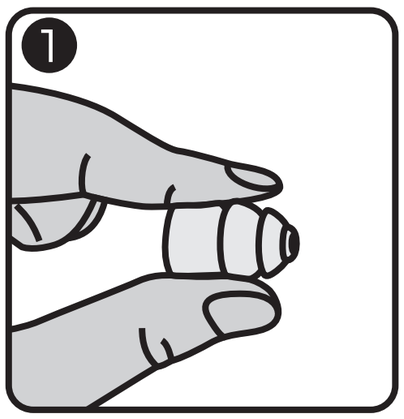

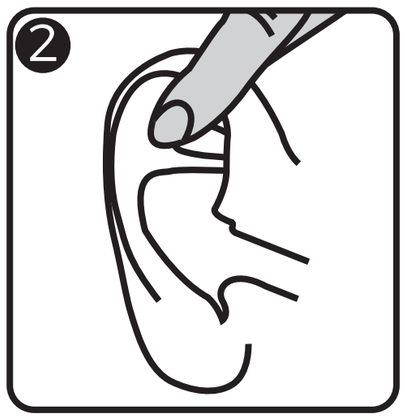

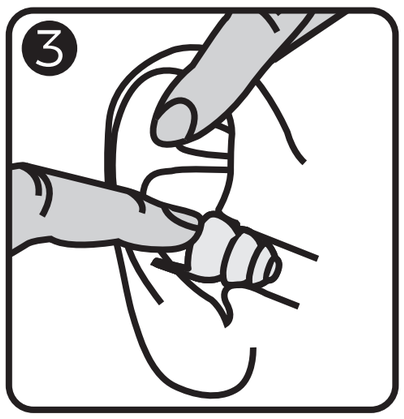

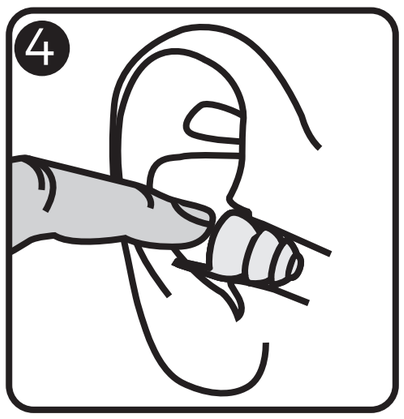



Invalid Noise Reduction



Comfortable and Effective

J&Y SAFETY 04

Instruction for Banded Earplugs

1. While holding the stem,reach a hand over your head and gently pull top of your ear up and back.
2. Insert the earplug so all flanges are well inside your ear canal.
3. If properly fitted,the tip of the earplug stem may be visible to someone looking at you from the front.



Instruction for Moldable Silicone Earplugs

1. Tear off as much silicone as needed or use the entire plug for older children and adults.
2. Shape into ball and place over clean， dry ear canal.
3. Flatten plug with finger and shape to cover outer ear until snugly fit.
4. Do not force into the ear canal. see pictures A and B.
5. Remove plugs by pressing up on the back of the ear.

CAUTION: Only cover the opening of the ear. DO NOT INSERT IN EAR CANAL.

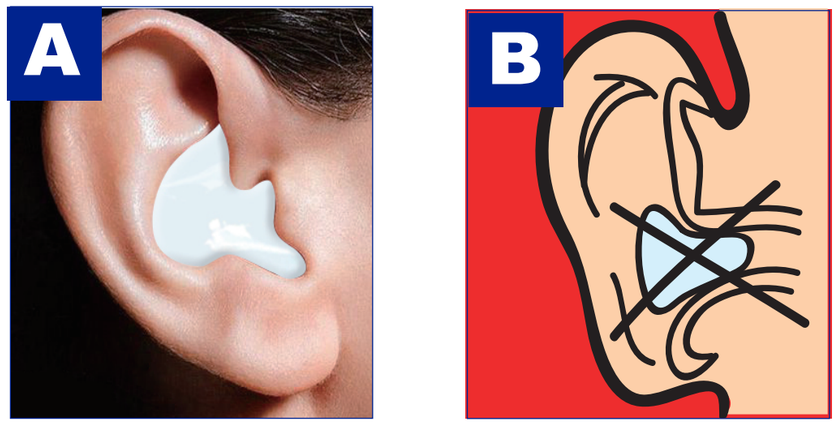

J&Y SAFETY 05